


STANDARD FINISHES



SPECIALTY FINISHES



ORDER GUIDE

A B C D E F G H I (Multiple Selections)

EXAMPLE: HLCN1.0-P-BLK 8 W 12 HC 24 RD WC



A. MODEL	B. LENGTH	C. BAFFLE FINISH	D. BAFFLE HEIGHT
HLCN1.0-P-BLK	2 3 4 5 6 7 8 XXX PAT - XH PAT - YH	Standard BK Black (AC44) MB Marble (AC03) LG Lt Gray (AC10) CH Charcoal (AC12)	Special YL Yellow (AC51) OR Orange (AC32) GR Green (AC46) BL Blue (AC07) NV Navy (AC42)
		RD Red (AC17) LT Light Tan (AC05) CM Caramel (AC02) SG Smoke Gray (AC47) WH White (AC04)	8 10 12 16
NOTES	All dimensions indicated above are nominal. System runs available in 2ft increments. Please see Pattern Guide on p.2 for further details.		Consult factory for custom colors (canopies excluded)

PAT	4x4x4	Y	H
W	X	Y	Z

OPTIONS

E MOUNTING	F. SUSPENSION LENGTH	G. CANOPY TYPE	H. CANOPY FINISH	I. CONTROLS & FACTORY OPTIONS
HC Hard Ceiling 9C 9/16 Tee Clip 15C 15/16 Tee Clip SC Screw Slot Tee Clip	24 24 in 42 42 in 102 102 in 150 150 in	SQ Square RD Round	WC White Canopy BC Black Canopy SC Silver Canopy	NONE Leave Blank SLP Slope Ceiling

Each individual suspension length is adjustable.

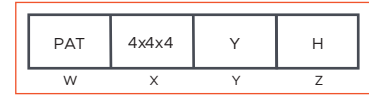
May choose more than one option in this category.

PATTERN GUIDE

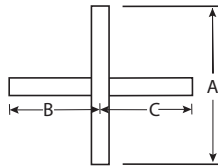
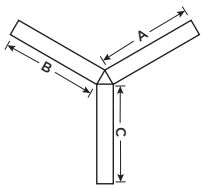
W. PATTERN		X. PATTERN DIMENSIONS		Y. PATTERN CODE		Z. PATTERN ORIENTATION	
Pattern	PAT	Enter length of each segment in pattern box. Available choices in lengths of 2, 3, 4, 5, 6, 7 and 8 ft.	AxBxC	X Pattern Y Pattern	X Y	Horizontal	H

NOTES

Dimensions for Patterns are based on outside dimensions of the pattern.
 Patterns in all cases will require a signed-off submittal prior to release of an order.
 Available choices in lengths of 2, 3, 4, 5, 6, 7 and 8 ft.



^C
 Above code gets entered in "C" LENGTH field of ordering guide.



- | | | | | | | | | | | | | | |
|------------------|-------------------|---------------------|---------------------|-------------------|------------------|------------------|-----------------|-----------------|----------------|--------------------|--------------------|--------------------------|------------------|
| | | | | | | | | | | | | | |
| BLACK
BK AC44 | MARBLE
MB AC03 | LT. GRAY
LG AC10 | CHARCOAL
CH AC12 | YELLOW
YL AC51 | ORANGE
ORAC32 | GREEN
GR AC46 | BLUE
BL AC07 | NAVY
NV AC42 | RED
RD AC17 | LT. TAN
LT AC05 | CARAMEL
CM AC02 | SMOKE
GRAY
SG AC47 | WHITE
WH AC04 |

CONTINUOUS RUN ORDER GUIDES

Please use the following run guides for fixture ordering. If your product will require a submittal, our in-house Application Engineering Team will work closely with you on your project.

ACOUSTIC PRODUCT ORDER GUIDE	
RUN LENGTH (ft)	RUN CONFIGURATION - SECTION LENGTHS
10	6' + 4'
12	6' + 6'
14	8' + 6'
16	8' + 8'
18	6' + 6' + 6'
20	8' + 4' + 8'
22	8' + 6' + 8'
24	8' + 8' + 8'
26	4' + 6' + 6' + 6' + 4'
28	6' + 8' + 8' + 6'
30	6' + 6' + 6' + 6' + 6'
32	8' + 8' + 8' + 8'
34	6' + 8' + 8' + 8' + 4'
36	6' + 8' + 8' + 8' + 6'
38	8' + 8' + 6' + 8' + 8'
40	8' + 8' + 6' + 8' + 8'
42	6' + 8' + 8' + 8' + 8' + 4'
44	6' + 8' + 8' + 8' + 8' + 6'
46	4' + 8' + 8' + 6' + 8' + 8' + 4'
48	8' + 8' + 8' + 8' + 8' + 8'
50	6' + 8' + 8' + 8' + 8' + 8' + 4'

*Standard Run Configurations Shown, Consult Factory for Custom Configurations.